


## Pioneer Campcraft


- 6) With your Patrol
- d) Select and lay out a Patrol camp site.




Try and choose a site that has —



## DON'T CAMP



in exposed places



near swamps



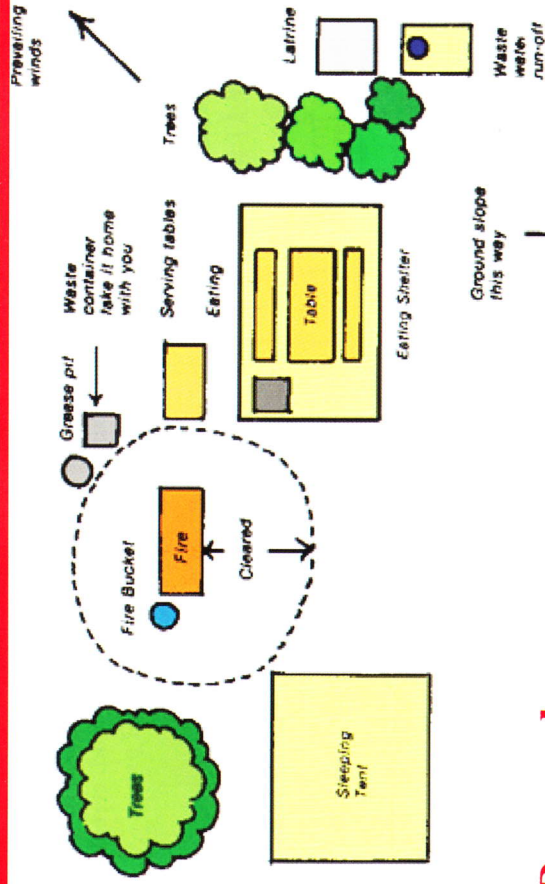
under dead or diseased limbs



in hollows

## Pioneer Campcraft

- 6) With your Patrol
- d) Select and lay out a Patrol camp site.



## Remember

- Try to choose a place where there is shelter from the wind and hot sun.
- Grease pits can be made above ground to avoid disturbing the soil. If you do dig, then fence to avoid a broken ankle.
- If you make your own toilet make sure it is well away from a creek – it may not be your water supply but it could be someone else's.
- If you have a fire keep it away from your tent as sparks can easily put holes in canvas or synthetics. Gas also needs to be in a safe area.
- If you can, have your Patrol camp away from other Patrols. Try to be completely independent.